

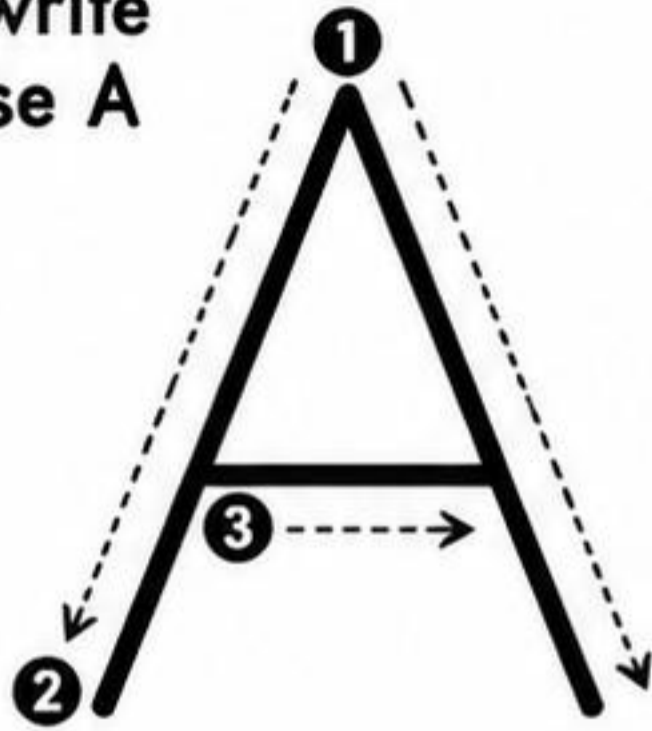
Name: _____

Date: _____

A

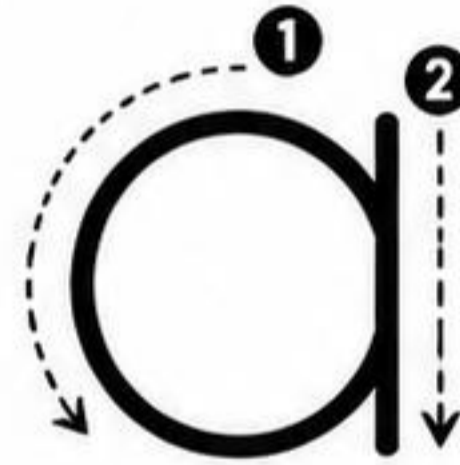
LETTER FORMATION

How to write
uppercase A



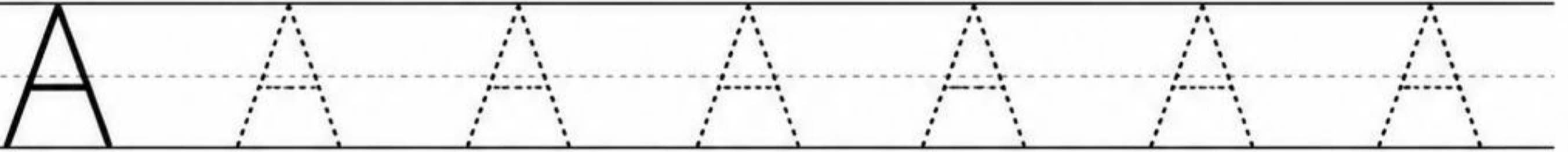
- 1 Start at the top.
Go down the left side.
- 2 Start at the top again.
Go down the right side.
- 3 Start in the middle.
Go across to the right.

How to write
lowercase a

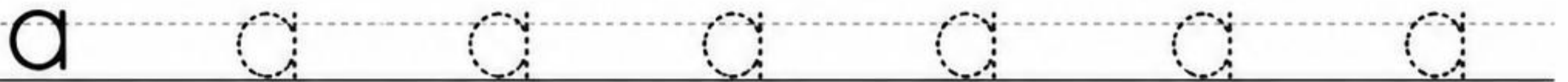


- 1 Start at
the top.
- 2 Go down
the line.

1. Trace the uppercase A.



2. Trace the lowercase a.



3. Write the uppercase A.

4. Write the lowercase a.



Tip: Start at the top. Follow the arrows. Take your time!

