

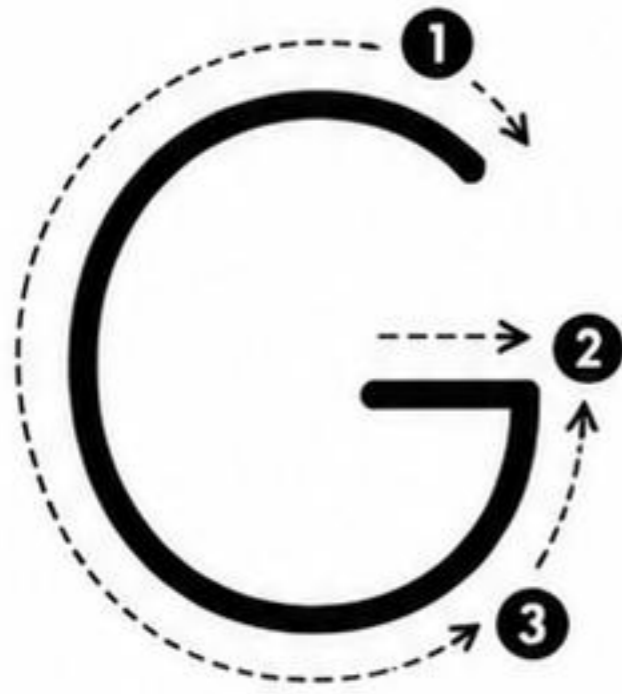
Name: _____

Date: _____




LETTER FORMATION

How to write
uppercase G



- 1 Start at the top. Curve around to the right and down.
- 2 Go across to the right.
- 3 Curve up and stop.

How to write
lowercase g

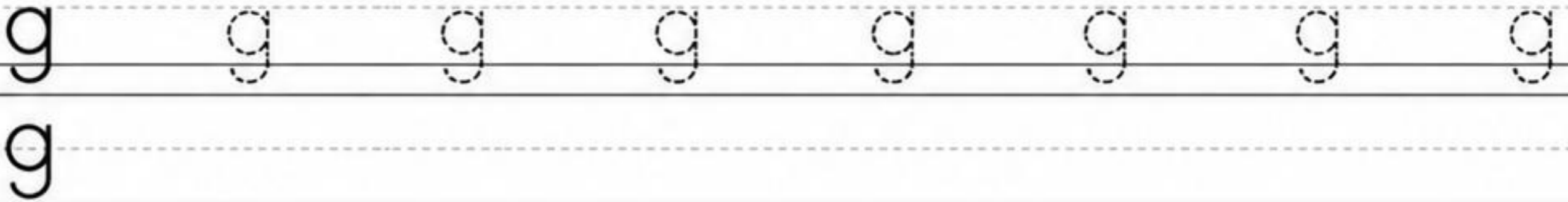


- 1 Start at the top. Curve around to the left and down.
- 2 Go down the line below the bottom and curve to the left and up. Stop.

1. Trace the uppercase G.



2. Trace the lowercase g.



3. Write the uppercase G.

4. Write the lowercase g.



Say the letter: G

G is for goat.

